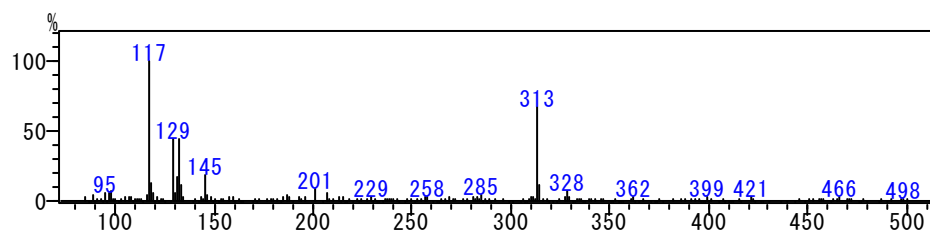
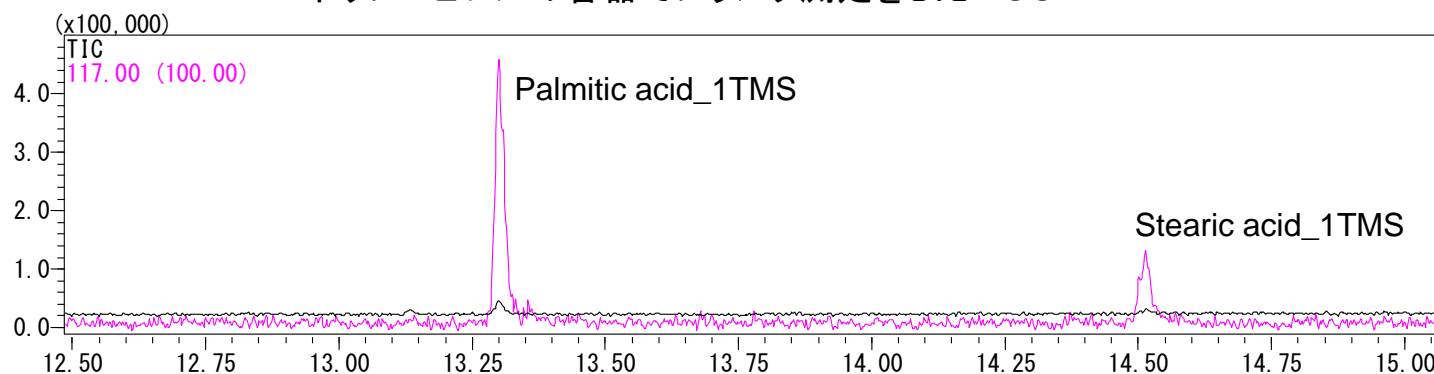


Palmitic acid & Stearic acid (Oxim & TMS formation)

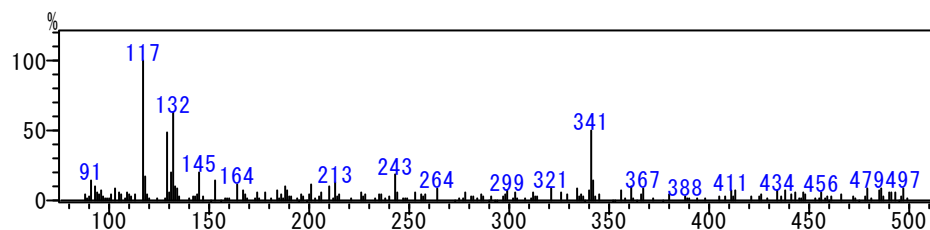
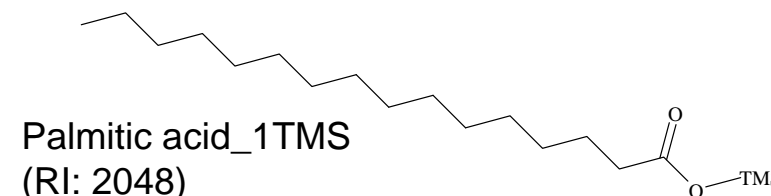
手の皮脂, 樹脂性の容器等のから検出されることがある.
使用する容器によって, その程度は異なる.

System: GCMS-QP2010Plus, AOC20i+s
Column: InertCap 5MS/NP 0.25mm x 30m, df=0.25µm
Column Temp.: 80°C(2 min) - 15°C/min - 330°C(9 min)
Inj.: 230°C, Split 25:1
Carrier Gas: He 39cm/s
Septum Purge: 5.0 mL/min
Inj. Vol.: 1 µL
Ion Source Temp.: 200°C
Interface Temp.: 250°C
Scan Range: $m/z = 85 - 500$
Scan Speed: 5000 u/s

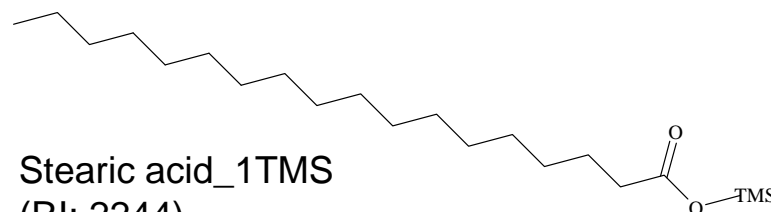
ポリプロピレンの容器でblank測定をしたTICC



Palmitic acid_1TMS
(RI: 2048)



Stearic acid_1TMS
(RI: 2244)



Structures are created using Chemistry 4-D Draw
which is provided by ChemInnovation Software, Inc.